ZFX

MT4-Mac 安装指南

步骤 1

下载"ZealCapitalMT4.dmg"，点开下载档

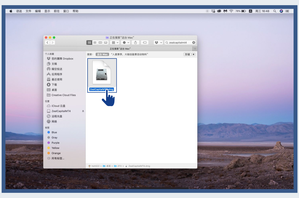

步骤 2

拖放"Mt4"到"应用程序"资料夹

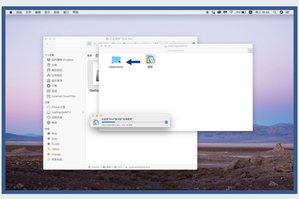

步骤 3

点开在"应用程序"资料夹里面的"Mt4"，开始安装

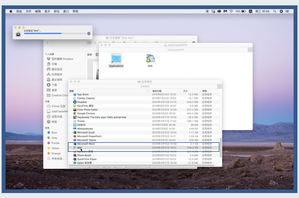

步骤 4

当画面显示系统提示，点"好"

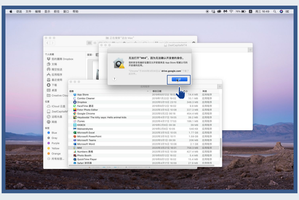

步骤 5

点开"系统偏好设置"→"安全性与隐私"

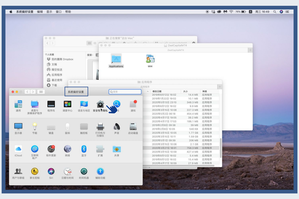

步骤 6

"通用"→ 点"仍要打开"

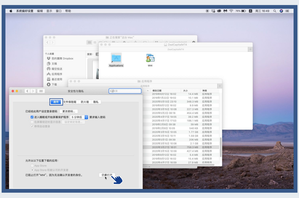

步骤 7

当画面显示系统提示，点"打开"

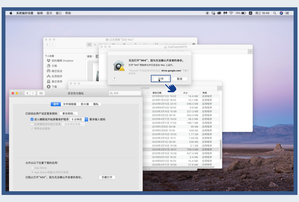
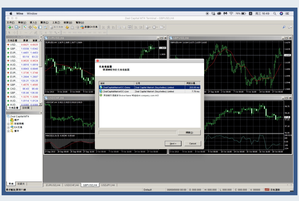
MT4已完成安装